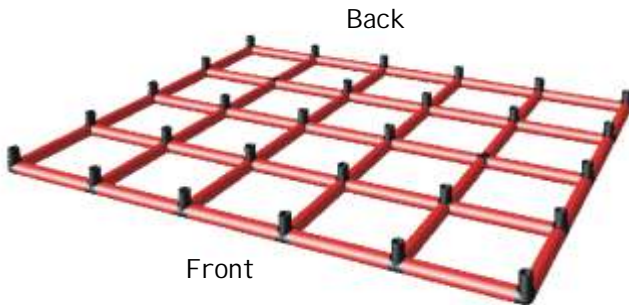


PHUNZONE

Play Structure Instructions

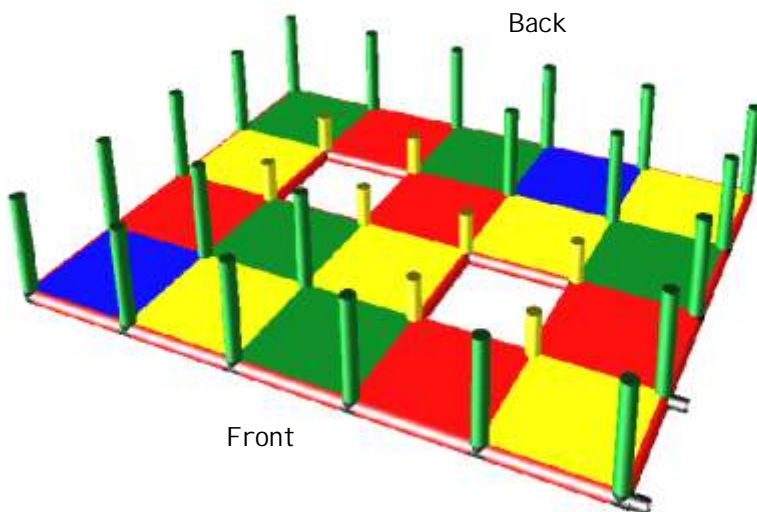
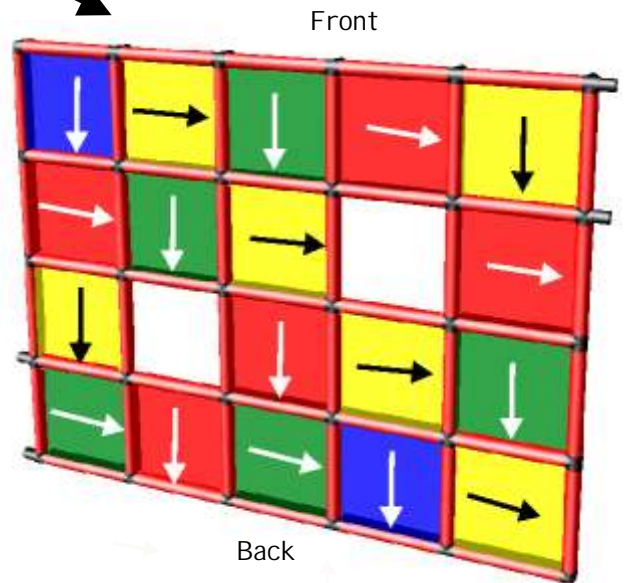
PANELS - FLOOR



1. Connect base tubes
DO NOT screw together yet

2. Flip structure on its side
 - against a wall if possible
 - if too large - split in to sections (see page 2)

3. Insert panels
 - rotate panels as shown
 - leave panels out as required
 - attach floor panels with black panel screws



4. Lay structure back on the ground
and start building rest of structure

Copyright 2004-2010 - Phunzone

136 Walker Street, Atlanta GA 30313
TEL: 404-521-9054 ORDER 800-477-6434 FAX: 404-222-8366
www.phunzone.com info@phunzone.com