


PHUNZONE

CREATE YOUR OWN TEXTILE PANELS

Option A
Part # 00363
Textile Panel



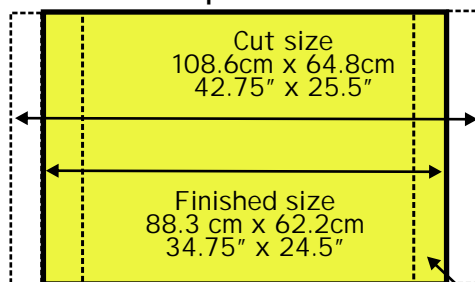
Option B
Part # 00354/5
Curtain Panel



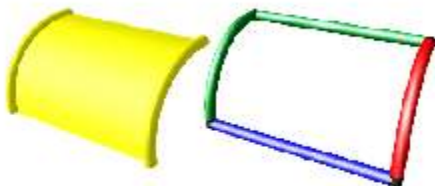
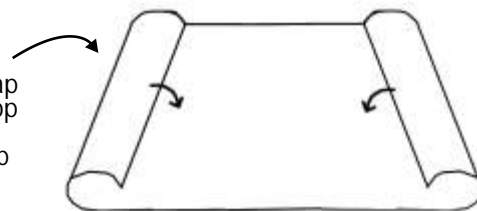
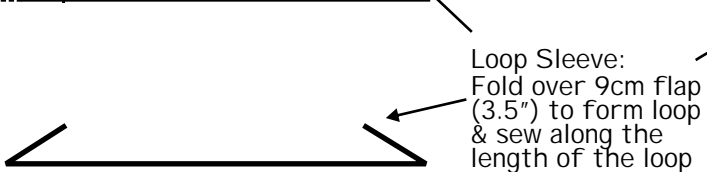
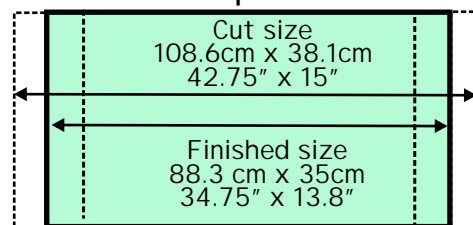
1. Cut out the fabric according to the dimensions below.
2. 1/2" hem included to get a more finished look.
2. Fold both ends over as shown.
3. Sew along loop edges.

The dimensions below include a 1/2" hem all around

Template A



Template B



To attach, simply slide the tubes though the loops

Copyright - PhunZone

136 Walker Street, Atlanta GA 30313
TEL: 404-521-9054 ORDER 800-477-6434 FAX: 404-222-8366
www.phunzone.com info@phunzone.com