

QUADRO

BUILD • CLIMB • DRIVE • SLIDE • SPLASH



DE
EN



STARTER

Art. 128 40

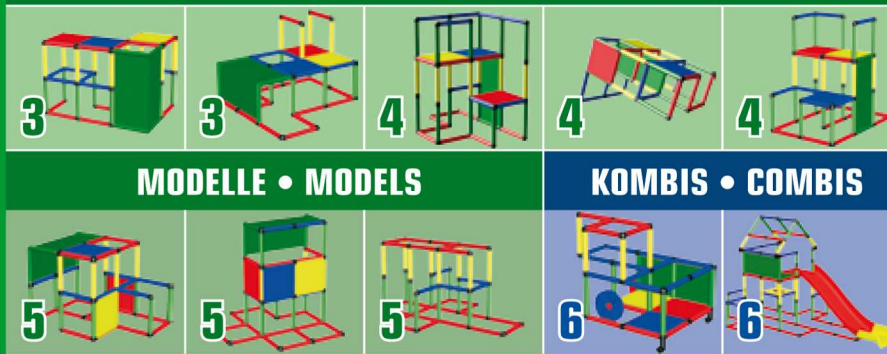
Aufbauanleitung • Construction manual



tested - approved - recommended - worldwide - since 1979

MODELLE • MODELS

HIGHLIGHT



VIEL MEHR MODELLE!

www.quadroworld.com/models

MANY MORE MODELS!

inkl. 360° Ansichten, Computer Programm Dateien sowie XXL Aufbauanleitungen.


incl. 360° Views, Computer Program Files and extra large assembling instructions.

QUADRO IN 4 SCHRITTEN • QUADRO IN 4 STEPS

Vier Wege zu Ihrem QUADRO Modell - werden Sie selbst kreativ!
Four ways to your QUADRO model - get creative!

1

HANDBUCH
MANUAL




3D PROGRAMM
3D PROGRAM

2



miniQUADRO
Maßstab 1:5
miniQUADRO
Scale 1:5

3



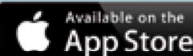
DATENBANK
DATABASE

>> www.QUADROWORLD.com/models




>> QUADRO App herunterladen!
>> download the QUADRO App!

4





ACHTUNG: Vor dem ersten Gebrauch bitte die Sicherheitshinweise sorgfältig durchlesen!
CAUTION: Please read the safety instructions carefully before you start with assembling!

8 MODELLVORSCHLÄGE • 8 MODEL PROPOSALS



STARTER

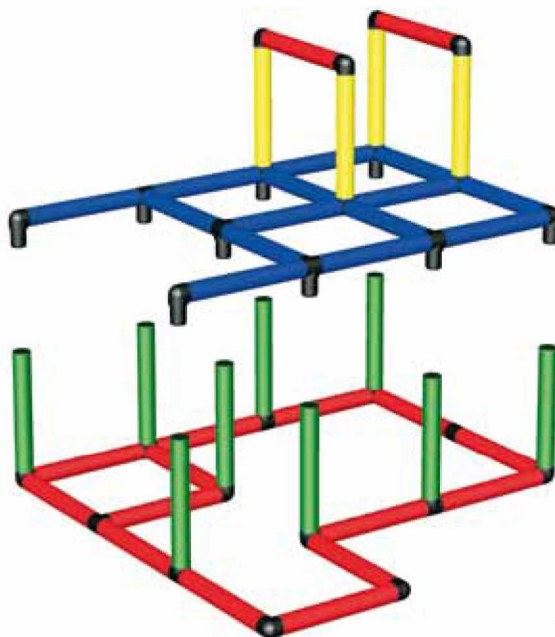
Bar




L/B/H • L/W/H: 125 x 85 x 85 cm

STARTER

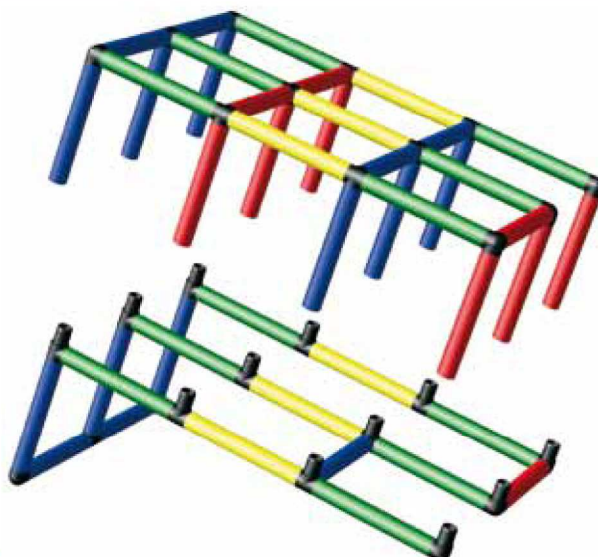
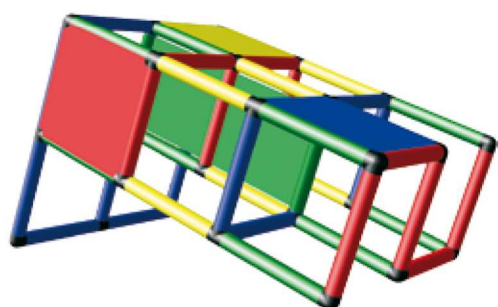

Höhle • Cavern





L/B/H • L/W/H: 125 x 125 x 85 cm



L/B/H • L/W/H: 125 x 85 x 125 cm



L/B/H • L/W/H: 145 x 85 x 80 cm











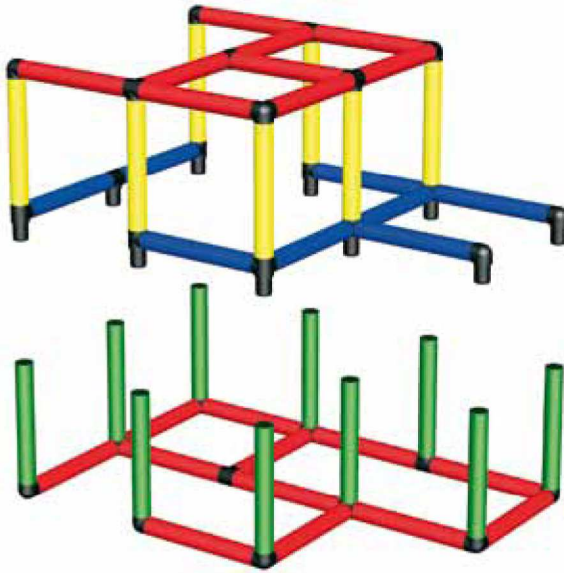
L/B/H • L/W/H: 125 x 85 x 125 cm



STARTER

Häuschen • Lodge

- 2x 
- 7x 
- 6x 
- 8x 
- 6x 
- 46x 
- 1x 
- 3x 

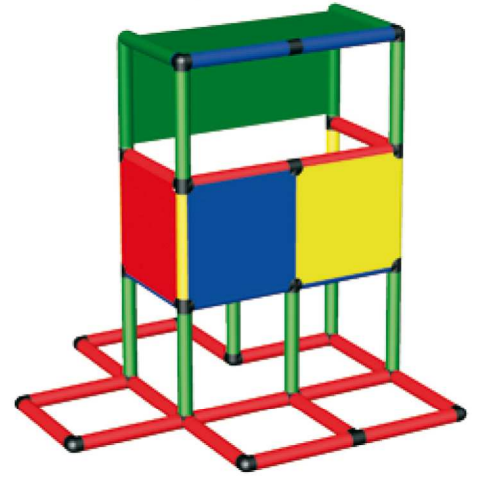



L/B/H • L/W/H: 125 x 85 x 85 cm

STARTER

Theater • Playhouse




- 2x 
- 7x 
- 5x 
- 5x 
- 8x 
- 2x 
- 44x 
- 1x 
- 3x 




L/B/H • L/W/H: 125 x 125 x 125 cm

STARTER

Barren • Parallel Bars

- 2x 
- 7x 
- 6x 
- 6x 
- 8x 
- 3x 
- 48x 




L/B/H • L/W/H: 165 x 125 x 85 cm

2 KOMBINATIONEN • 2 COMBINATIONS

Die **QUADRO** Formel veranschaulicht Ihnen, wie einfach es ist, bestehende Modelle beliebig zu vergrößern und neue Spielelemente hinzuzufügen. Auf den folgenden Seiten erhalten Sie einige Kombinationsvorschläge. **Weitere Vorschläge finden Sie in unserer Modelldatenbank (Mdb) auf www.quadroworld.com/models.** Selbstverständlich können Sie auch selbst aktiv werden! Wir empfehlen die Modellentwicklung mit der ganzen Familie mit Hilfe des **QUADRO** Computer Programms.

The **QUADRO** Formula demonstrates how easy it is to enlarge existing models with new play elements for more fun. On the following pages we offer proposals for several combinations. **More combinations see on our Modeldatabase (Mdb) on www.quadroworld.com/models.** Of course you can get creative yourself, too! Why not design something new with your family? For the creating of new models please use the **QUADRO** Computer Program.


►► The **QUADRO FORMULA**
see on www.quadroworld.com



1x STARTER (Art. 12840) + MOBIL (Art. 10390)



Motorrad mit Beiwagen • Motorbike with sidecar
L/B/H • L/W/H: 125 x 83 x 98 cm

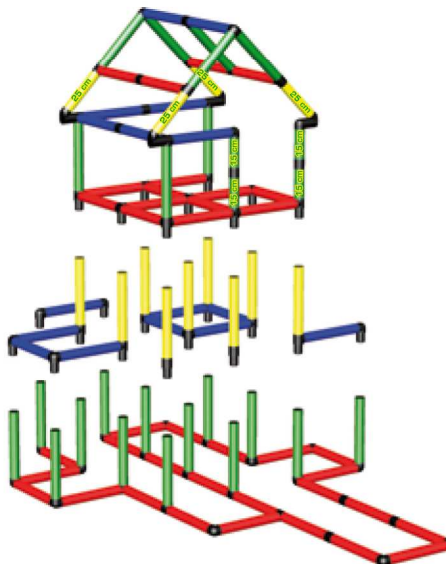


2x	7x
6x	6x
3x	1x
2x	2x
2x	2x
1x	2x
39x	2x
3x	

1x STARTER (Art. 12840) + 1x MFQ (Art. 11960) + MODULARRUTSCHE • MODULAR SLIDE (Art. 10010)



Spielhaus + Rutsche • Playcentre + Slide
L/B/H • L/W/H: 290 x 165 x 176 cm



1x	2x
11x	13x
17x	11x
10x	4x
4x	4x
85x	1x
4x	



1 MEGA HIGHLIGHT



BAUEN...
BUILD...



KLETTERN...
CLIMB...



RUTSCHEN...
SLIDE...



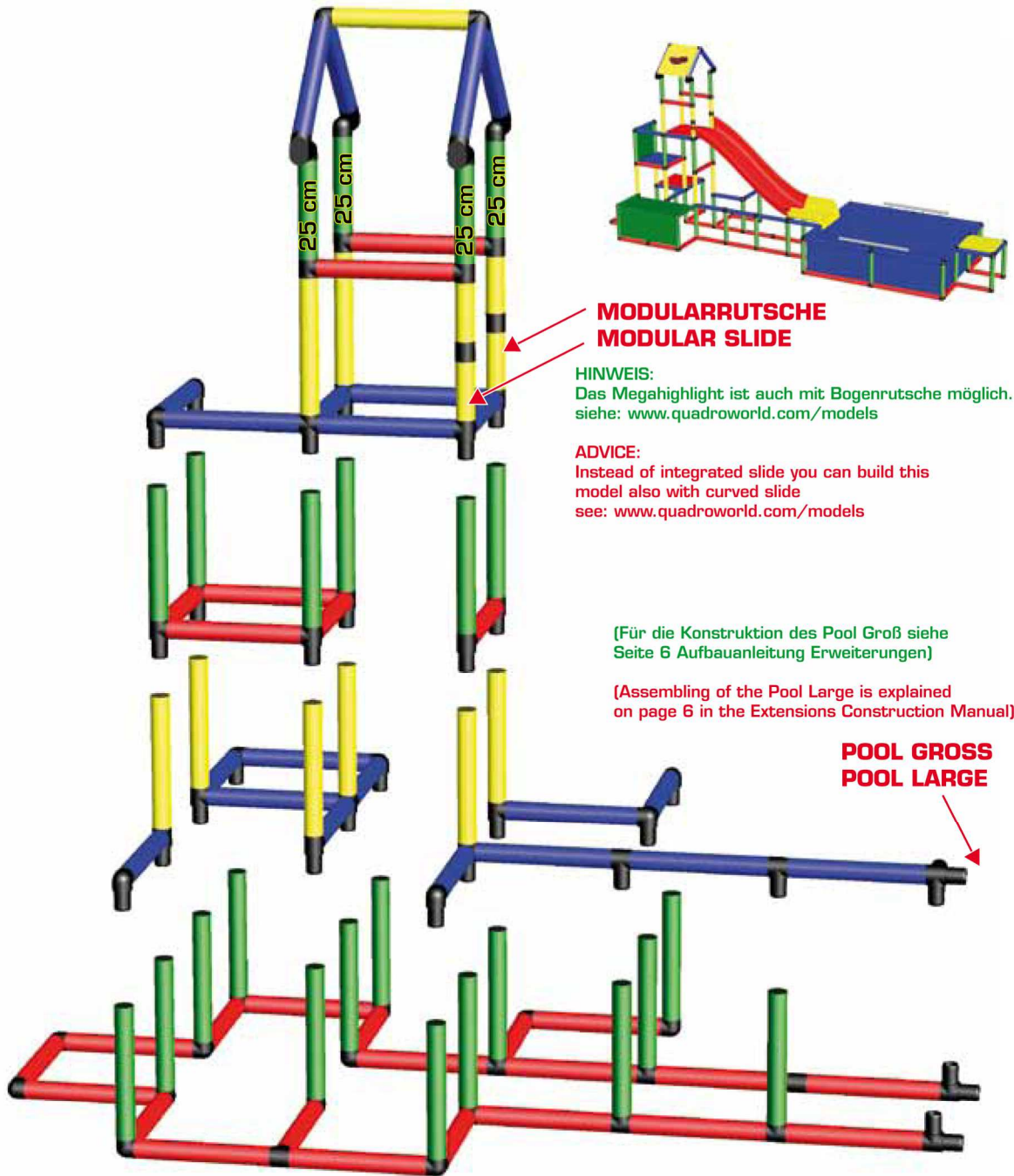
SCHWIMMEN
SPLASH

Mit diesem Highlight können Sie:
With this highlight you can:

1x STARTER (Art. 12840) + 1x MFQ (Art. 11960) + MODULAR- RUTSCHE • -SLIDE (Art. 10010) + POOL GROSS • LARGE (Art. 11670)



- 1x
- 2x
- 15x
- 29x
- 21x
- 15x
- 3x
- 4x
- 1x
- 1x
- 112x
- 4x
- 4x
- 8x
- 2x
- 6x



MODULARRUTSCHE
MODULAR SLIDE

HINWEIS:
Das Megahighlight ist auch mit Bogenrutsche möglich.
siehe: www.quadroworld.com/models

ADVICE:
Instead of integrated slide you can build this
model also with curved slide
see: www.quadroworld.com/models

(Für die Konstruktion des Pool Groß siehe
Seite 6 Aufbauanleitung Erweiterungen)







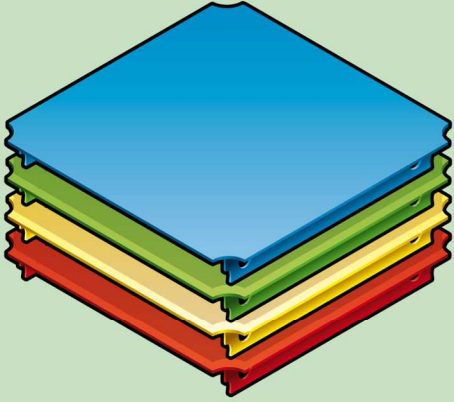




(Assembling of the Pool Large is explained
on page 6 in the Extensions Construction Manual)

POOL GROSS
POOL LARGE

Penthouse + Rutsche + Pool • Penthouse + Slide + Pool
L/B/H • L/W/H: 485 x 125 x 226 cm

QUADRO

GESAMTTEILE 200 • TOTAL PARTS 200 (Art. 12840)

<p>Raumkupplung 5-armig 4 way connector</p>  <p>2x Art. : 00051</p>	<p>Raumkupplung 4-armig 4 way connector</p>  <p>7x Art. : 00041</p>	<p>Schlüssel Key</p>  <p>2x Art. : 00675</p>	<p>Rohr (35 cm) Tube (35 cm)</p>  <p>48x Art. : 00532 - 00535</p>
<p>Raumkupplung 3-armig 3 way connector</p>  <p>6x Art. : 00031</p>	<p>Flächenkupplung 3-armig T connector</p>  <p>8x Art. : 00131</p>	<p>Platte (40 x 40 cm) Panel (40 x 40 cm)</p>  <p>3x Art. : 00402-00405</p>	
<p>Flächenkupplung 2-armig (90°) Elbow connector</p>  <p>8x Art. : 00121</p>	<p>Flächenkupplung 2-armig (180°) 2 way connector</p>  <p>3x Art. : 00111</p>		
<p>Plattenschraube Panel screw</p>  <p>12x Art. : 00620</p>	<p>Rohrschraube Tube screw</p>  <p>100x Art. : 00612 - 00615</p>		



QUADRO DER GROSSBAUKASTEN
 Buxtehuder Str. 112 | 21073 Hamburg | Germany
 Tel. +49 40 79 00 50 80 | Fax +49 40 52 98 23 32
info@quadroworld.com | www.quadroworld.com

